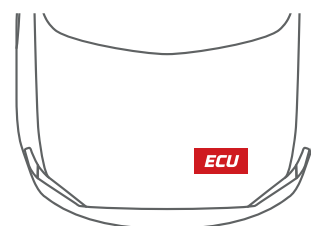



Connection diagram of fuel pressure emulator

v01.2024


VOLVO S40 2.5T model up to 2005 year				
ECU connector	Pin nr	Wire	Type of signal	
Connector B	20	White-black	PWM fuel pump control impulse	Solder
Connector A	91	White-blue	Petrol pressure sensor	Cut off



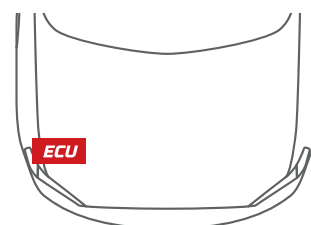
VOLVO S40 2.5T model 2006-2011				
ECU connector	Pin nr	Wire	Type of signal	
Connector B	21	White-black	PWM fuel pump control impulse	Solder
Connector A	89	White-blue	Petrol pressure sensor	Cut off



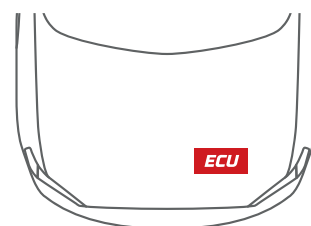
VOLVO S60, S60R 2.5T model 2004-2009				
ECU connector	Pin nr	Wire	Type of signal	
Connector B	47	Yellow	PWM fuel pump control impulse	Solder
Connector A	2	Green-grey	Petrol pressure sensor	Cut off



VOLVO S80 2.5T model 2004-2006				
ECU connector	Pin nr	Wire	Type of signal	
Connector B	47	Yellow	PWM fuel pump control impulse	Solder
Connector A	2	Green-grey	Petrol pressure sensor	Cut off



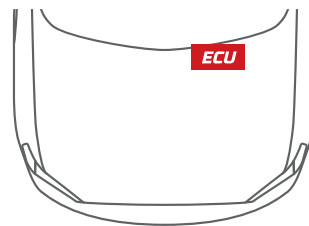
VOLVO S80 2.5T model 2007-2011				
ECU connector	Pin nr	Wire	Type of signal	
Connector B	21	Yellow-orange	PWM fuel pump control impulse	Solder
Connector A	89	Blue-brown	Petrol pressure sensor	Cut off



Connection diagram of fuel pressure emulation


VOLVO XC60 3.0 model 2013-2015

ECU connector	Pin nr	Wire	Type of signal	
Connector B	21	Yellow-orange	PWM fuel pump control impulse	Solder
Connector A	71	Blue-red	Petrol pressure sensor	Cut off



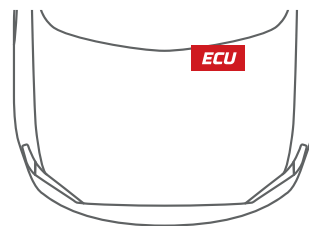
VOLVO XC70 2.5T model 2004-2007

ECU connector	Pin nr	Wire	Type of signal	
Connector B	47	Yellow	PWM fuel pump control impulse	Solder
Connector A	2	Green-grey	Petrol pressure sensor connector A	Cut off



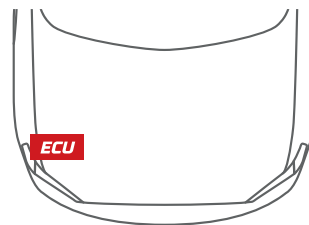
VOLVO XC70 2.5T model 2007-2011

ECU connector	Pin nr	Wire	Type of signal	
Connector B	21	Yellow-orange	PWM fuel pump control impulse	Solder
Connector A	89	Blue-brown	Petrol pressure sensor	Cut off




VOLVO XC90 2.5T model 2004-2011

ECU connector	Pin nr	Wire	Type of signal	
Connector B	47	Yellow	PWM fuel pump control impulse	Solder
Connector A	2	Green-grey	Petrol pressure sensor	Cut off




VOLVO XC90 3.2 model 2007-2011

ECU connector	Pin nr	Wire	Type of signal	
Connector B	21	Yellow	PWM fuel pump control impulse	Solder
Connector A	71	Green-grey	Petrol pressure sensor	Cut off



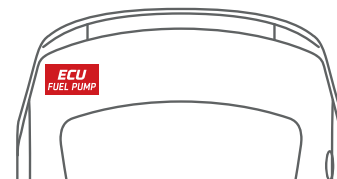
VOLVO XC90 4.4 model 2007-2011

ECU connector	Pin nr	Wire	Type of signal	
Connector B	20	Yellow	PWM fuel pump control impulse	Solder
Connector A	71	Blue	Petrol pressure sensor	Cut off

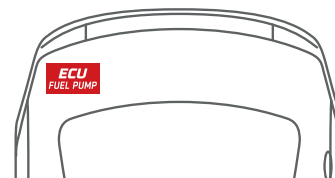


Connection diagram of fuel pressure emulation


Opel Astra 1.4 T 2009-2014 Opel Astra 1.6 2009r.				
ECU fuel pump connector	Pin nr	Wire	Type of signal	
	25	Black	Ground	Solder
	21	Violet-green	Ignition	Solder
	13	Grey	PWM fuel pump control impulse	Solder
	10	Blue-white	Petrol pressure sensor	Cut off



Opel Insignia 2.8T 2009-2013				
ECU fuel pump connector	Pin nr	Wire	Type of signal	
	1	Black	Ground	Solder
	15	Violet-blue	Ignition	Solder
	47	Grey	PWM fuel pump control impulse	Solder
	10	Blue-white	Petrol pressure sensor	Cut off



Chevrolet Captiva 2.4 2006-2010				
ECU fuel pump connector	Pin nr	Wire	Type of signal	
	1	Black	Ground	Solder
	15	Pink	Ignition	Solder
	47	Grey	PWM fuel pump control impulse	Solder
	10	Yellow	Petrol pressure sensor	Cut off



GMC Hummer H2 6.2, Cadillac Escalade 6.2					The fuel pump controller is located under the vehicle , in its central part
ECU fuel pump connector	Pin nr	Wire	Type of signal		
	1	Black	Ground	Solder	
	47	Grey	PWM fuel pump control impulse	Solder	
	7	Violet	Petrol pressure sensor	Cut off	

JAGUAR XF 4.2 V8					Connections at the fuel pressure sensor and the fuel pump
Connector	Pin nr	Wire	Type of signal		
Pressure sensor	3	Grey	Petrol pressure sensor	Cut off	
Fuel pump	3	White-brown	PWM fuel pump control impulse	Solder	

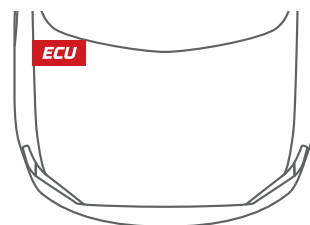
Connection diagram of fuel pressure emulation

JAGUAR XF 3.0 V6					Connections at the fuel pressure sensor and the fuel pump
Connector	Pin nr	Wire	Type of signal		
Pressure sensor	3	Blue-white	Petrol pressure sensor	Cut off	
4 pin	3	Red	PWM fuel pump control impulse	Solder	

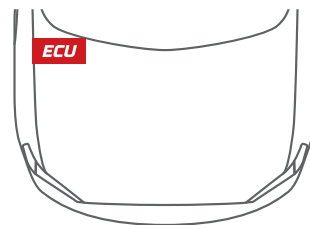
Mercedes E 300					Connections at the fuel pressure sensor and the fuel pump
Connector	Pin nr	Wire	Type of signal		
Pressure sensor on the fuel rail	4	Brown-blue	Petrol pressure sensor	Cut off	
Fuel pump controller under back seat	545	Yellow-blue	PWM fuel pump control impulse	Solder	

Mercedes E 300					Connections at the fuel pressure sensor and the fuel pump
Connector	Pin nr	Wire	Type of signal		
Pressure sensor on the fuel rail	4	White-blue	Petrol pressure sensor	Cut off	
Fuel pump controller under back seat	5	Red-black	PWM fuel pump control impulse	Solder	

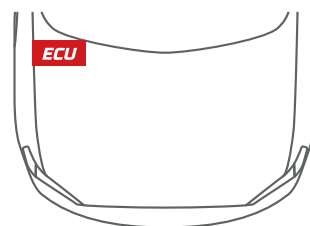
Jaguar X-type 2003-2004 engines 2.5, 3.0				
ECU connector	Pin nr	Wire	Type of signal	
	27	brown	PWM fuel pump control impulse	Solder
	73	blue	Petrol pressure sensor	Cut off



Jaguar S-type 2001 engines 2.5, 3.0, 4.0, 4.2				
ECU connector	Pin nr	Wire	Type of signal	
58-pin connector	58	white-violet	PWM fuel pump control impulse	Solder
60-pin connector	49	white-green	Petrol pressure sensor	Cut off



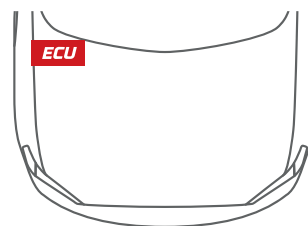
Jaguar S-type 2002-2005 engines 2.5, 3.0, 4.0, 4.2				
ECU connector	Pin nr	Wire	Type of signal	
	27	white-red	PWM fuel pump control impulse	Solder
	73	blue	Petrol pressure sensor	Cut off



Connection diagram of fuel pressure emulation


Jaguar S-type 2006 engines 2.5, 3.0, 4.0, 4.2

ECU connector	Pin nr	Wire	Type of signal	
58-pin connector	20	white-red	PWM fuel pump control impulse	Solder
98-pin connector	71	blue	Petrol pressure sensor	Cut off




Land Rover Supergcharged 2007 4.2

ECU connector	Pin nr	Wire	Type of signal	
Connector B	20	green-orange	PWM fuel pump control impulse	Solder
Connector A	71	blue	Petrol pressure sensor	Cut off



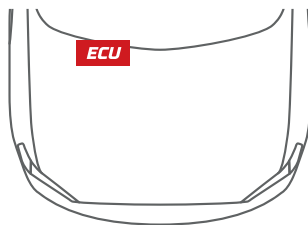
Ford Explorer 2005-2010 4.0

ECU connector	Pin nr	Wire	Type of signal	
Middle connector	12	yellow-orange	PWM fuel pump control impulse	Solder
70-pin connector	32	blue-brown	Petrol pressure sensor	Cut off




Ford Mustang 2009 4.0

ECU connector	Pin nr	Wire	Type of signal	
Middle connector	12	blue-red	PWM fuel pump control impulse	Solder
Middle connector	3	red	Petrol pressure sensor	Cut off



Jeep, Chrysler 3.6 Pentastar

ECU connector	Pin nr	Wire	Type of signal	
95-pin connector	72	be guided by the pin number	PWM fuel pump control impulse	Solder
95-pin connector	40		Petrol pressure sensor	Cut off



Dodge RAM 5,7 2021-

ECU connector	Pin nr	Wire	Type of signal	
Connector with a cable harness leading to the engine	83	blue-brown	PWM fuel pump control impulse	Solder
Connector with a cable harness leading to the engine	22	brown-yellow	Petrol pressure sensor	Cut off

