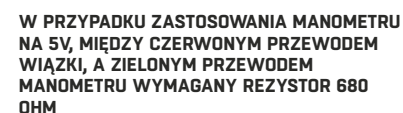



 CZARNY
 BIAŁY
 BLACK
 WHITE
 NIEBIESKI
 CZERWONY
 BLUE
 RED

For Direct Injection

SCHEMAT DO SILNIKÓW ALFA ROMEO 159 2.2 JTS 136KW

CONNECTION DIAGRAM FOR ENGINE: ALFA ROMEO 159 2.2 JTS 136KW



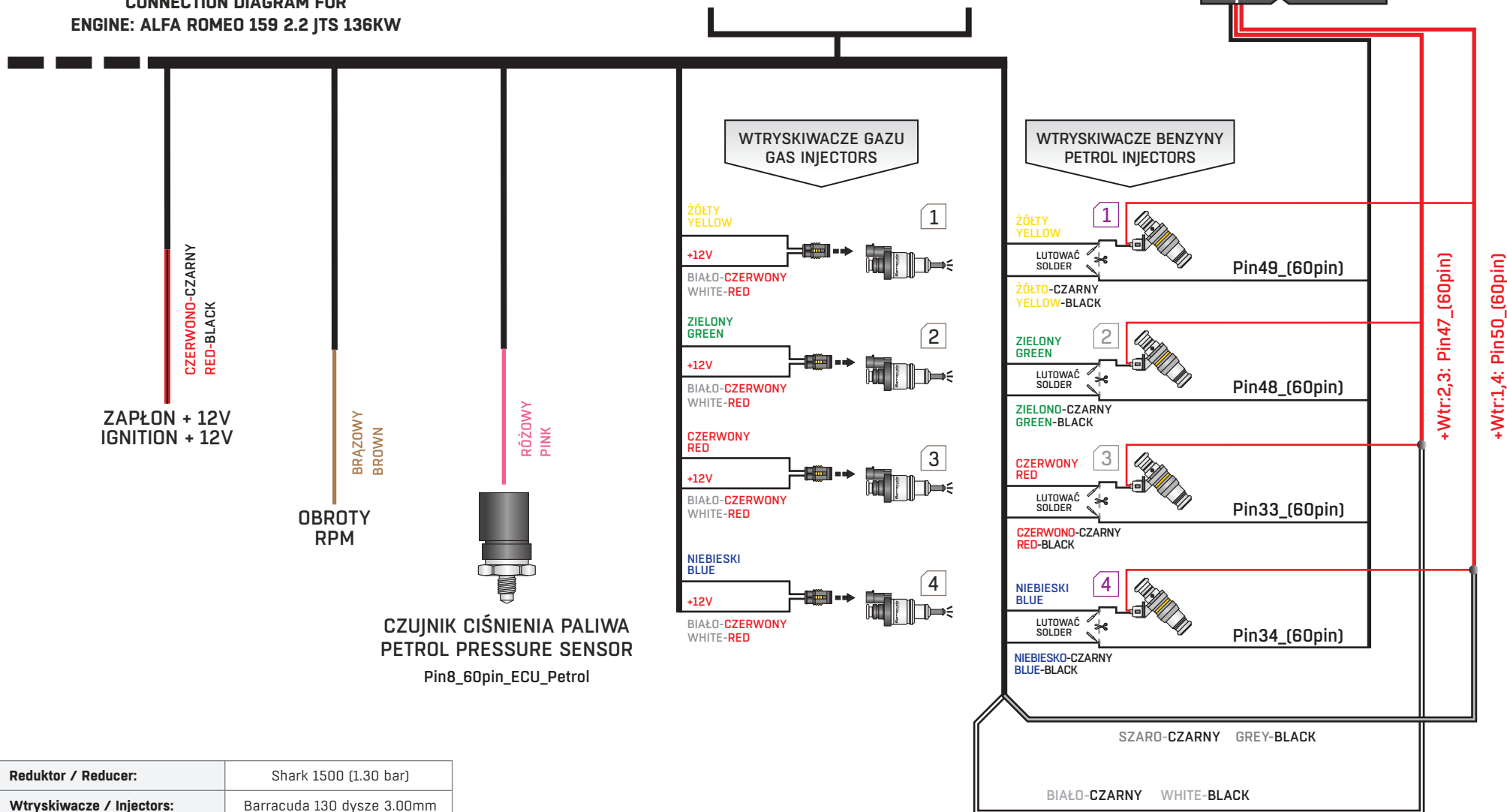
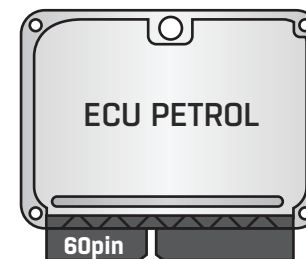
IN CASE WHEN THE MANOMETER 5V IS BEING USED, A 680 OHM RESISTOR IS REQUIRED BETWEEN THE RED WIRE AND THE GREEN MANOMETER'S WIRE



For Direct Injection

SCHEMAT DO SILNIKÓW ALFA ROMEO 159 2.2 JTS 136KW

CONNECTION DIAGRAM FOR
ENGINE: ALFA ROMEO 159 2.2 JTS 136KW



Reduktor / Reducer:	Shark 1500 (1.30 bar)
Wtryskiwacze / Injectors:	Barracuda 130 dysze 3.00mm
Filtr / Filter:	Ultra360°